

# MotorGuide® REPAIR PARTS

**Model:**  
**HVT5200**

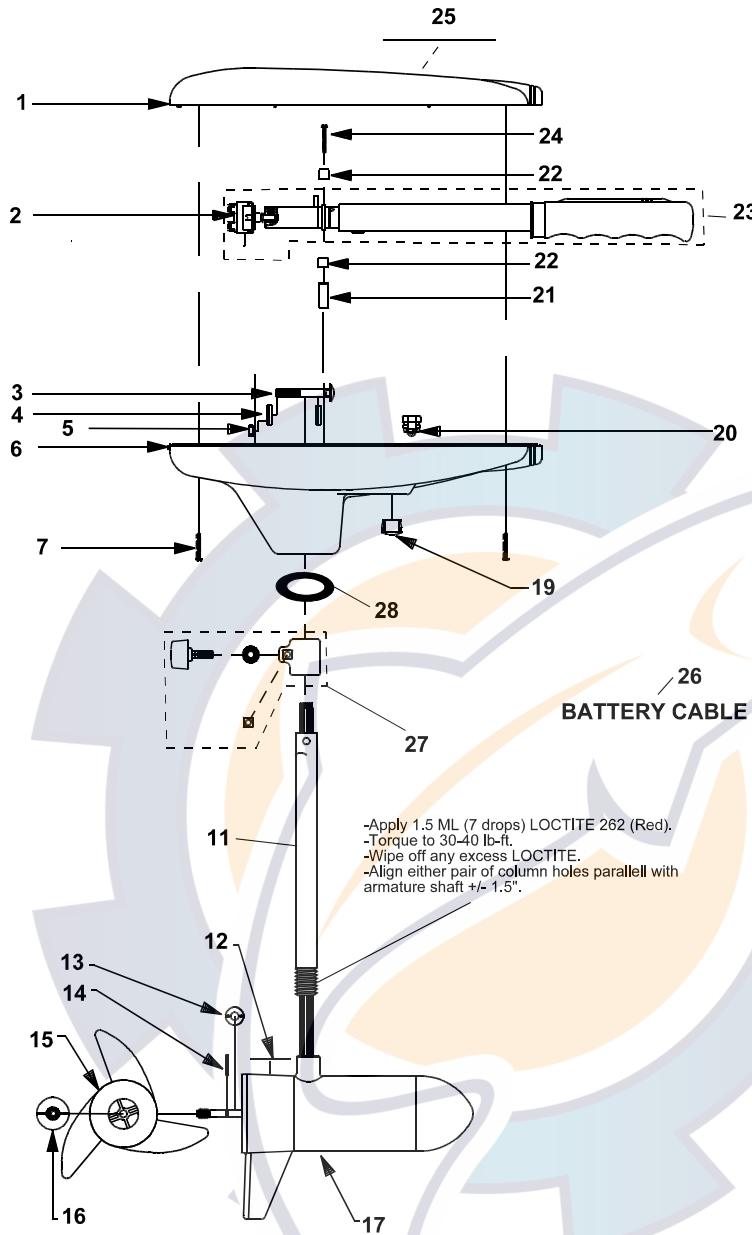
**SPECIFICATIONS:**

Year of Intro 2000  
 Thrust 52LBS  
 Volts 12VDC  
 Amp Draw 0 to 48 amps  
 Mount 03 Transom  
 Speeds 5/2

**PARTS ORDERING & TECH ASSISTANCE**

MotorGuide Consumer Relations  
 Phone 918-831-6989  
 Fax 800-982-8093

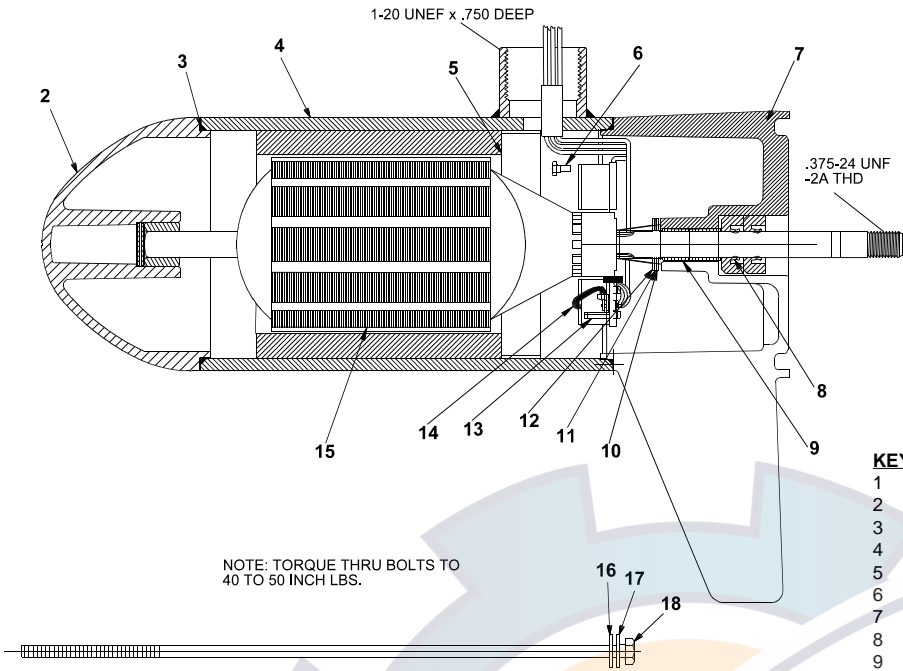
*Returned Goods must be accompanied with a Returned Goods Authorization. Contact MotorGuide Consumer Relations to obtain RGA.*



KEY	DESCRIPTION	PART #	KEY DESCRIPTION	PART #
1	COVER BLACK	AT053-10	28	COLUMN SEAL
2	ROTARY SWITCH	KT150-02		AT079-01
3	BOLT	TT134-01		
4	CURVED WASHER	TT171-04		
5	NYLON LOCK NUT	XT098-02		
6	T/H BASE BLACK	AR004-14		
7	SCREW #8 X 1"	LF141-04		
8	BAR KNOB	AR082-02		
9	CLAMP WASHER	AR171-01		
10	SUPPORT NUT	FR098-01		
11	42" .095 SS H/O COLUMN	FR049-15		
12	MARINE LOWER UNIT DECAL	AF060-04		
13	MONOFILAMENT WASHER	AR175-01		
14	PROP DRIVE PIN	BR102-01		
15	PROP/ 3 BLADE	AF124-10		
16	PROP NUT	AR099-01		
17	MOTOR	DF397-02		
18	DEPTH ADJUSTMENT COLLAR	AR051-01		
19	1/2" HOLE PLUG	FP021-03		
20	GROMMET	GR019-03		
21	WIRE BRACKET	AT155-04		
22	RETAINER CLAMP	AR036-01		
23	5 SPEED HANDLE ASY 96-97	BT372-06		
24	8 X 1-3/8 SCREW	AR133-01		
25	NOMENCLATURE	TT328-03		
26	BATTERY CABLE	AR158-01		
27	DEPTH COLLAR ASY			

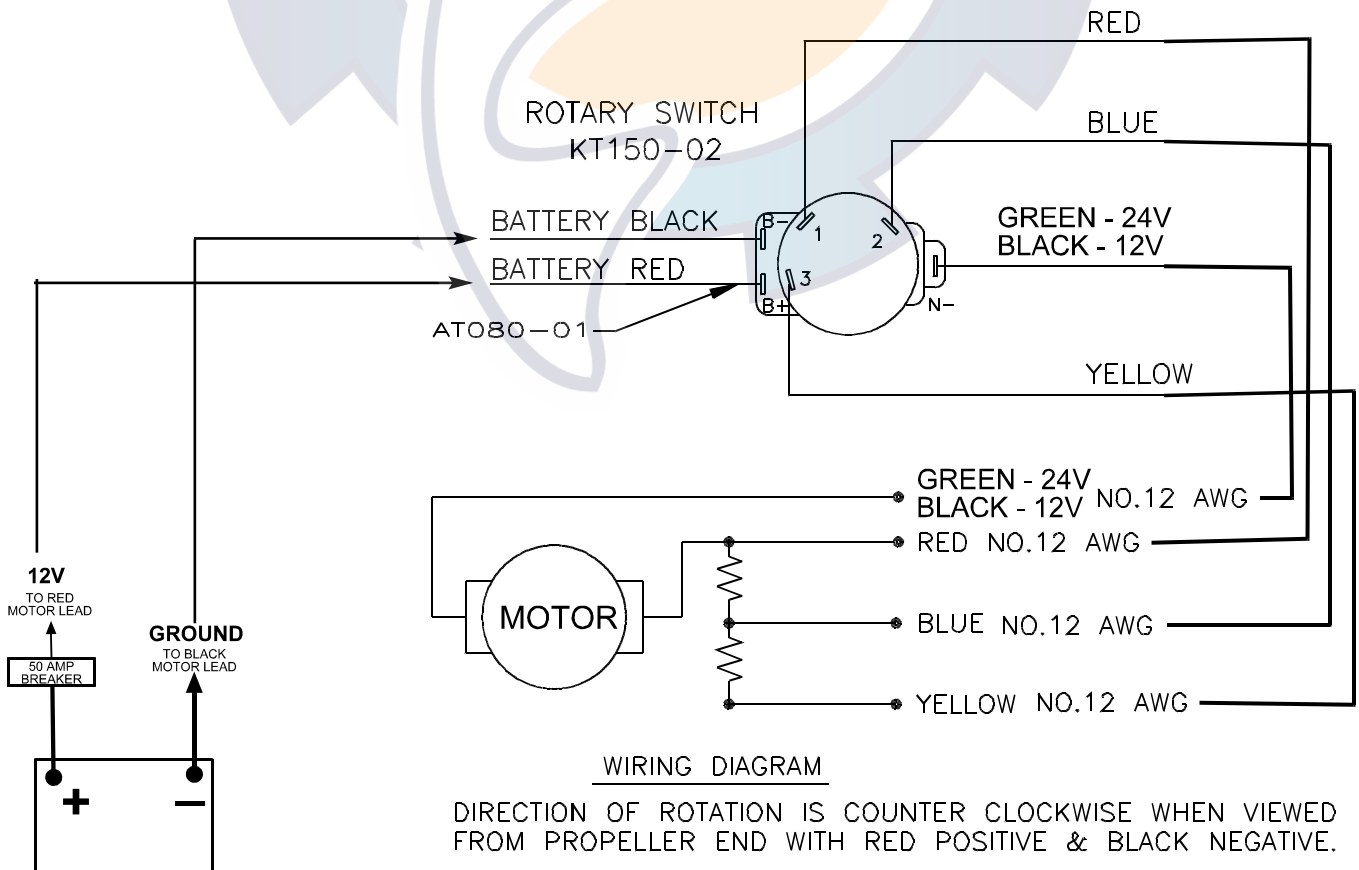
LOWER UNIT BREAKDOWN

**Model:**  
**HVT5200**



KEY	QTY	DESCRIPTION	PART NO.
1	X	MOTOR	DF397-02
2	1	NOSE CAP	JF3212-02
3	2	O RING SEAL	MR217-01
4	1	HOUSING ASY	UF3210-01
5	1	RETAINER	JF233-01
6	2	BRUSH CARD SCREW	MR228-01
7	1	COMM CAP	DF3205-01
8	2	SHAFT SEAL	MR223-01
9	1	BEARING	MR206-01
10	1	NYLATRON WASHER	MR226-01
11	1	WASHER	MR227-01
12	1	E RING	MR219-01
13	2	BRUSH SPRINGS	MR214-02
14	1	BRUSH ASY LESS SPRING	DF3201-01
15	1	ARMATURE	CF3207-01
16	4	STATIC SEAL	MR222-01
17	4	THRU BOLT WASHER	MR216-01
18	2	THRU BOLT	MR218-02

**WIRING**



WIRING DIAGRAM

DIRECTION OF ROTATION IS COUNTER CLOCKWISE WHEN VIEWED FROM PROPELLER END WITH RED POSITIVE & BLACK NEGATIVE.